

# **CANISIUS COLLEGE**

## **STATISTICAL ABSTRACT**

Fall 2014

Prepared by:  
Office of Institutional Research

## Canisius College at a Glance

	Undergrad.	Graduate	Total
Enrollment, Fall 2014	2868	1313	4181
Enrollment, Fall 2013	3084	1453	4537
Percent Change in Enrollment	-7.0%	-9.6%	-7.8%
Number Full-time	2725	562	3287
Number Part-time	143	751	894
Percent Full-time	95.0%	42.8%	78.6%
Percent Part-time	5.0%	57.2%	21.4%
Credit Hours <b>Attempt.</b> Fall 2014	42582	9712	52294
Credit Hours <b>Attempt.</b> Fall 2013	44682	10752	55434
Percent Change in CH Attempted	-4.7%	-9.7%	-5.7%
FTE, Fall 2014	2774	978	3752
FTE, Fall 2013	2910	1086	3996
Percent Change in FTE	-4.7%	-9.9%	-6.1%
<b>Enrollment by College</b>			
College of Arts and Sciences	152	71	1613
School of Education & Human Serv.	108	0	108
Wehle School of Business	394	955	1349
No College Designated	824	287	1111
<b>Enrollment by Gender</b>			
Percent Male	46.9%	39.7%	44.7%
Percent Female	53.1%	60.3%	55.3%
<b>Average Age</b>			
On-campus Resident	1266	29	1295
Percent Resident	44.1%	2.2%	31.0%

Enrollment by Ethnicity	Number	Percentage
American Indian/Alaska Native	13	0.3%
Asian	73	1.7%
Black/African American	280	6.7%
Hispanic	184	4.4%
Native Hawaiian / Pacific Islander	2	0.05%
Non-resident Alien	195	4.7%
Two or more races	63	1.5%
Unknown	278	6.6%
White	3093	74.0%
<b>Enroll. by Entering CH Earned</b>		
0 to 29	872	20.9%
30 to 59	629	15.0%
60 to 89	667	16.0%
90 and greater	700	16.7%
Graduate	1313	31.4%
<b>Enrollment by Student Type</b>		
UG, Continuing	2026	48.5%
UG, Cross Registered	8	2.0%
UG, High School Students	1	0.0%
UG, New First Time (Includes Kings)	613	14.7%
UG, Re-admit	3	0.07%
UG, Transfer (Includes Kings)	94	2.2%
UG, Transient	24	0.6%
UG, Visiting	23	0.6%
Grad, Continuing (Includes Kings)	860	20.6%
Grad, New First Time	423	10.1%
Grad, Visiting,5;Tran 9;Re-Admit 16	30	0.7%
<b>Enrollment by Residency</b>		
Canadian	94	2.2%
International-Non Canadian	107	2.6%
New York Resident	3532	84.5%
Out-of-State Resident	437	10.5%
Unknown	11	0.3%
Receiving Fed Pell Grants FT Undergrad.	872	32.0%
Receiving Fed Pell Grants PT Undergrad.	4	2.8%

# ENROLLMENTS BY MAJOR

\*Includes double counting

## COLLEGE OF ARTS & SCIENCES

### *Undergraduate Programs*

Code	Major	Count
ABEC	Animal Behavior	188
AHM	Art History	6
ANT	Anthropology	17
BCH	Biochemistry	49
BCHA	Biochemistry, ACS Certified	5
BIF	Bioinformatics	12
BIO	Biology	249
CHM	Chemistry	17
CHM	Chemistry, ACS Certified	3
CHM	Chemistry, Health Professions	16
CLLA	Classical Languages	0
CLSG	Classics, Greek	4
CLSL	Classics, Latin	3
COM	Communication Studies	160
CRJ	Criminal Justice	101
CRW	Creative Writing	47
CSC	Computer Science	64
CSCI	Computer Science	2
CSCC	Computer Science Certificate	0
DMA	Digital Media Arts	64
ECON	Economics	38
EN22	Pre-engineering 2+2	1
EN32	Pre-engineering 3+2	0
ENG	English	78
ENGR	Pre-Engineering	14
ENV	Environmental Sciences	12
EUR	European Studies	11
EVST	Environmental Studies	22
FRC	French	11
GER	German	17
HIS	History	55
INT	International Relations	64
JRN	Journalism	23
LAS	Latin American Studies	4
MAT	Mathematics	37
MATS	Mathematics & Statistics	3
MDT	Clinical Laboratory Science	0
MLSC	Medical Laboratory Science	15
MUS	Music	10
MUSP	Music Performance	1
PHI	Philosophy	0
PHIH	Philosophy, Hypatian Scholar	8
PHII	Philosophy, Ignation Scholar	4
PHY	Physics	14
PSC	Political Science	107
PSY	Psychology	272
RST	Religious Studies	11
SOC	Sociology	45
SPA	Spanish	27
SSA	Social Sciences (AA), Adult Academic	0
SSC	Social Sciences (BA), Adult Academic	0
TLS	Technical/Liberal Studies	0
UND	Undecided	94
URS	Urban Studies	14
WSTC	Women's Studies, Certificate	5

COLLEGE OF ARTS & SCIENCES

*Graduate Programs*

<b>Code</b>	<b>Major</b>	<b>Count</b>
<b>ANZO</b>	Anthrozoology	47
<b>ASNM</b>	Arts & Sciences Non-Matriculated	0
<b>COMG</b>	Communication & Leadership	24

# ENROLLMENTS BY MAJOR Cont'd

\*Includes double counting

## SCHOOL OF EDUCATION & HUMAN SERVICES

### Undergraduate Programs

Code	Major	Count
ATM	Athletic Training	61
ECCH	Early Childhood/Childhood Education	26
EDAD	Adolescent Education	38
EDCH	Childhood Education	11
EDEC	Early Childhood Education	4
ELG	Elementary Education	0
HEW	Health & Wellness	88
INDI	Leadership/Comm. For Organization	1
PEHL	Physical/Health Education	38
PESS	Physical Education Sport Studies	12
PHED	Physical Education, Birth-12	0
PS1	CC2CC - NCCC Radiologic	0
PS5	CC2CC - GCC Respiratory Care(OPS)	0
PS8	Professional Tech Studies	1
PS9	Professional Tech Studies	1
PS10	Telecomm Technician (Verizon)(OPS)	0
PS11	Professional Technical Studies(OPS)	0
SPE	Special Education	0
SPE1	Special/Childhood Education, Grades 1-	52
SPEB	Special/Early Childhood Education,	3
SPMT	Sport Management	62
UND	Undecided	2

### Graduate Programs

Code	Major	Count
AUE1	Adolescence Urban Education	1
AUE3	Adolescence Urban Ed TESOL	2
AUE4	Adolescence Urban Bilingual Ed	1
CMHC	Community Mental Health Counseling	85
CSH	Community & School Health (OPS)	22
CSP	College Student Personnel	52
CUA1	Childhood Urban Ed	2
CUA2	Childhood Urban Sp Ed	2
CUA3	Childhood Ed TESOL	4
CUA4	Childhood Urban Bilingual Ed	3
EDA	School/Administration Supervision	11
EDAD	Adolescent Education	18
EDAO	Educational Administration, On-line	41
EDBM	Business & Marketing Education	4
EDCH	Childhood Education	16
EDD	Deaf Education	8
EDD1	Deaf Childhood Education Grades 1 -	5
EDD7	Deaf Adolescence Education Grades 7	0
EDDI	Differentiated Instruction	26
EDG	General Education	0
EDN	General Education, Non-matriculated	10
EDS	Teacher Education	0
EDT	Education Technologies, Certificate	20
EDTL2	Education Technologies & Emerging	5
EDTL	Teacher Leader Certificate	0
GEEX	Gifted Education Extension	0
HHP	Health & Human Performance	30
HIT	Health Information Technology	9
LTCY	Literacy	14
MCXT	Middle Childhood Extension	1
MSA	Sport Administration	52

Code	Major	Count
NDEG	Non-Degree (OPS)	1
NTC1	Applied Nutrition Cert, Track 1(OPS)	0
NTR1	Applied Nutrition, Track 1(OPS)	16
NTR2	Applied Nutrition, Track 2(OPS)	14
ONBS	Bilingual Special Ed	9
ONES	TESOL	51
ONLT	Literacy, On-line	55
ONPE	Physical Education, On-line	77
ONSA	Sport Administration, On-line	105
ONSB	School Building Leadership, On-line	44
ONSD	School District Leadership, On-line	27
ONTS	TESOL Special Education	1
OSBD	School Building/District Leader, On-	13
OTT	Online Teaching & Training	0
PEM	Physical Education	0
PHED	Physical Education, Birth-12	21
READ	Reading Certification	0
RES1	Respiratory Care, Track 1(OPS)	10
RES2	Respiratory Care, Track 2(OPS)	4
SAC	School Agency Counseling	41
SBDL	School Buiding/District Leader	5
SBL	School Building Leadership	15
SDL	School District Leadership	5
SPE	Special Education	0
SPE1	Special Ed/Childhood Ed, Grades 1-6	4
SPE7	Special Education, Adolescent	1
SPEA	Special Education, Advanced	11
SPM1	Special Education, Childhood	14
SPM7	Special Education, Adolescence	4

## ENROLLMENTS BY MAJOR Cont'd

\*Includes double counting

### WEHLE SCHOOL OF BUSINESS

#### *Undergraduate Programs*

Code	Major	Count
<b>ACC</b>	Accounting	237
<b>ACC1</b>	Accounting	21
<b>ACC2</b>	Professional Accounting	6
<b>AIS</b>	Accounting Information Systems	58
<b>ECO</b>	Economics	81
<b>ENT</b>	Entrepreneurship	33
<b>FIN</b>	Finance	180
<b>IBUS</b>	International Business	75
<b>MGT</b>	Management	119
<b>MIS</b>	Information Systems	21
<b>MKT</b>	Marketing	154
<b>UNBU</b>	Undeclared Business	20
<b>UND</b>	Undecided	18

#### *Graduate Programs*

Code	Major	Count
<b>BUNM</b>	Business, Non-matriculated	3
<b>INTB</b>	International Business	4
<b>MBA</b>	MBA, Part-Time Program	178
<b>MBA3</b>	Bachelors/MBA 3+2	0
<b>MBAA</b>	MBA, Accounting 150 Hour	10
<b>MBAO</b>	MBA, One Year Program	20
<b>MBAP</b>	MBA, Professional Accounting	45
<b>MFA</b>	Forensic Accounting	27

# CREDIT HOURS BY DEPARTMENT AND SCHOOL

## Fall 2014 Credit Hours

Department	Undergrad	Graduate	Total	% of School	% of College
Animal Behavior, Ecology, & Conservation	885	286	1171	3.8%	2.25%
Biology	2458		2458	8.1%	4.72%
Chemistry	1548		1548	5.1%	2.97%
Classics	549		549	1.8%	1.05%
Communication Studies	2337	156	2493	8.2%	4.78%
Computer Science	704		704	2.3%	1.35%
English	2388		2388	7.8%	4.58%
English as a Second Language (ESL)	111		111	0.4%	0.21%
Fine Arts	1269		1269	4.2%	2.44%
First Year Seminar	1383		1383	4.5%	2.65%
History	2179		2179	7.1%	4.18%
Mathematics & Statistics	2342		2342	7.7%	4.49%
Military Science	372		372	1.2%	0.71%
Modern Languages	984		984	3.2%	1.89%
Philosophy	2670		2670	8.8%	5.12%
Physics	532		532	1.7%	1.02%
Political Science	1104		1104	3.6%	2.12%
Psychology	2159		2159	7.1%	4.14%
Religious Studies & Theology	2254		2254	7.4%	4.33%
Sociology, Anthropology & Criminal Justice	1841		1841	6.0%	3.53%
Undeclared			0	0.0%	0.00%
<b>Arts &amp; Sciences</b>	<b>30069</b>	<b>442</b>	<b>30511</b>	<b>100%</b>	<b>58.6%</b>

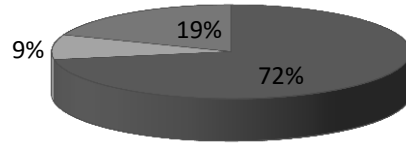
Department	Undergrad.	Graduate	Total	% of School	% of College
Counseling & Human Services		1168	1168	11.3%	2.2%
Teacher Education (1)	1567	774	2341	22.6%	4.5%
Graduate Education & Leadership	543	3586	4129	39.8%	7.9%
Kinesiology	1440	549	1989	19.2%	3.8%
Office of Professional Studies (2)		751	751	7.2%	1.4%
<b>Education &amp; Human Services</b>	<b>3550</b>	<b>6828</b>	<b>10378</b>	<b>100%</b>	<b>19.9%</b>

Department	Undergrad.	Graduate	Total	% of School	% of College
Accounting	1548	1016	2564	24.5%	4.9%
Economics & Finance	3057	523	3580	34.2%	6.9%
Graduate Business Programs					
Management	1884	639	2523	24.1%	4.8%
Marketing & Information Systems	1486	330	1816	17.3%	3.5%
<b>Wehle School of Business</b>	<b>7975</b>	<b>2508</b>	<b>10483</b>	<b>100.0%</b>	<b>20.1%</b>

Department	Undergrad.	Graduate	Total	% of School	% of College
Unaffiliated-Emersion Courses-Misc.	736		736		1.4%
<b>CANISIUS COLLEGE</b>	<b>42330</b>	<b>9778</b>	<b>52108</b>		

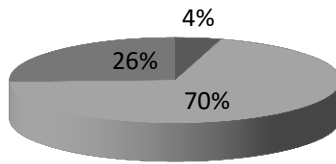
(1) Starting in 2012 (201230) "Adolescence Ed". & "Education" are Combined in "Teacher Education".  
 (2) Office of Professional Studies is a Department in Education & Human Services.  
 Any gross total differences due to program rounding.

## Undergraduate Credit Hours



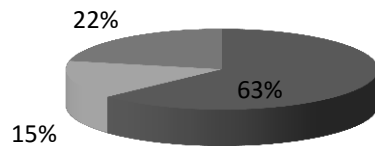
■ Arts & Sciences   ■ Education and Human Services   ■ Wehle School of Business

## Graduate Credit Hours



■ Arts & Sciences   ■ Education & Human Services   ■ Wehle School of Business   ■

## Total Credit Hours



■ Arts & Sciences   ■ Education & Human Services   ■ Wehle School of Business   ■