

CANISIUS COLLEGE

STATISTICAL ABSTRACT

INSTITUTIONAL DATA

Spring 2012

Prepared by:
Office of Institutional Research

June 2012

Canisius College at a Glance

	Undergrad.	Graduate	Total
Enrollment, Spring 2012	3,034	1,686	4,720
Enrollment, Spring 2011	3,035	1,666	4,701
Percent Change in Enrollment	0%	1.2%	0.4%
Number Full-time	2,842	764	3,606
Number Part-time	192	922	1,114
Percent Full-time	93.7%	45.3%	76.4%
Percent Part-time	6.3%	54.7%	23.6%
Credit Hours Attempt. Spring 2012	44,096	12,981	57,077
Credit Hours Attempt. Spring 2011	43,896	13,064	56,960
Percent Change in CH Attempted	0.5%	-0.6%	0.2%
FTE, Spring 2012	2,916	1,276	4,192
FTE, Spring 2011	2,908	1,270	4,178
Percent Change in FTE	0.3%	0.5%	0.3%
Enrollment by College			
College of Arts and Sciences	1656	77	1,733
School of Ed. & Human Services	499	1,255	1,754
Wehle School of Business	755	323	1,078
Office of Professional Studies	6	31	37
No College Designated	118	0	118
Totals	3,034	1,686	4,720
Enrollment by Gender			
Percent Male	48.7%	42.1%	46.4%
Percent Female	51.3%	57.9%	53.6%
Average Age	20.8	28.8	23.7
On-campus Resident	1,337	51	1,388
Percent Resident	44.1%	3.0%	29.4%

Enrollment by Ethnicity	Number	Percentage
Non-resident Alien	266	5.6%
Hispanic/Latino	73	1.5%
American Indian/Alaska Native	17	0.4%
Asian	72	1.5%
Black or African American	296	6.3%
Native Hawaiian or Pacific Islander	0	0.0%
White	3,643	77.2%
Two or more races	55	1.2%
Race/Ethnicity Unknown	298	6.3%
Enroll. by Entering CH Earned		
0 to 29	770	16.3%
30 to 59	655	13.9%
60 to 89	687	14.6%
90 plus	922	19.5%
Graduate	1686	35.7%
Enrollment by Student Type		
Undergrad, Continuing/ Re-admit/Visit	2,847	60.3%
Undergraduate, New First Time	9	0.2%
Undergraduate, Transfer	59	1.3%
Undergraduate, Transient	45	1.0%
Undergraduate, Cross Registered	54	1.1%
Undergraduate, HS Students	20	0.4%
Graduate, Continuing/Other	1,426	30.3%
Graduate, New First Time	260	5.5%
Enrollment by Residency		
Canadian	177	3.8%
International	113	2.4%
New York Resident	3,990	84.5%
Out-of-state Resident	412	8.7%
Unknown	28	0.6%

ENROLLMENTS BY MAJOR

*Includes double counting

COLLEGE OF ARTS & SCIENCES

Undergraduate Programs

Code	Major	Count
ABEC	Animal Behavior	110
AHM	Art History	11
ANT	Anthropology	24
BCH	Biochemistry	38
BCHA	Biochemistry, ACS Certified	4
BIF	Bioinformatics	5
BIO	Biology	256
CHM	Chemistry	23
CHM	Chemistry, ACS Certified	8
CHM	Chemistry, Health Professions	18
CLLA	Classical Languages	2
CLSG	Classics, Greek	2
CLSL	Classics, Latin	4
COM	Communication Studies	168
CRJ	Criminal Justice	101
CRW	Creative Writing	36
CSC	Computer Science	43
DMA	Digital Media Arts	95
ECON	Economics	25
EN 32	Physics (Pre-engineering 3+2)	6
ENG	English	85
ENGR	Pre-Engineering	12
ENV	Environmental Sciences	10
EUR	European Studies	13
EVST	Environmental Studies	6
FRC	French	14
GER	German	12
HIS	History	102
HUM	Humanities, Bachelors	0
INT	International Relations	66
JRN	Journalism	26
MAT	Mathematics	38
MATS	Mathematics & Statistics	2
MLSC	Medical Laboratory Science (Was MDT)	7
MUS	Music	7
MUSP	Music Performance	4
PHI	Philosophy	2
PHIH	Philosophy, Hypatian Scholar	6
PHII	Philosophy, Ignation Scholar	5
PHY	Physics	18
PSC	Political Science	103
PSY	Psychology	278
RST	Religious Studies	4
SOC	Sociology	26
SPA	Spanish	33
TLS	Technical/Liberal Studies	0
UND	Undecided	101
URS	Urban Studies	8

Graduate Programs

Code	Major	Count
ANZ	Anthrozoology	33
ASN	Arts & Sciences Non-Matriculated	2
COM	Communication & Leadership	52

ENROLLMENTS BY MAJOR Cont'd *Includes double counting

SCHOOL OF EDUCATION & HUMAN SERVICES

Undergraduate Programs

Code	Major	Count
ATM	Athletic Training	58
ECCH	Early Childhood/Childhood Ed. Dual	57
EDAD	Adolescent Education	87
EDCH	Childhood Education	25
EDEC	Early Childhood Education	7
EDS	Teacher Education	0
HEW	Health & Wellness	41
PEHL	Physical/Health Education	91
PEM	Physical Education	1
PENT	Physical Education, Non-teaching	0
PESS	Physical Education Sport Studies	9
PHED	Physical Education, Birth-12	6
SPE1	Special/Childhood Education, Grades 1-6	70
SPEB	Special/Early Childhood Ed. Birth-2	16
SPMT	Sports Management	30
UND	Undecided	3

Graduate Programs

Code	Major	Count
ADEN	Adolescent/English Education	0
ADSS	Adolescent/Social Studies	0
CMH	Community Mental Health	101
CSP	College Student Personnel	55
EDA	School/Administration Supervision	5
EDAD	Adolescent Education	56
EDAO	Educational Admin./Supervision	14
EDB	Business & Marketing Education	12
EDC	Counseling & Human Services	0
EDCH	Childhood Education	84
EDD	Deaf Education	4
EDD1	Deaf Childhood Education Grades 1	10
EDD7	Deaf Adolescence Education	2
EDDI	Differentiated Instruction	51
EDG	General Education	3
EDN	General Education, Non-	14
EDT	Education Technologies Certificate	7
EDTL	Teacher Leader Certificate	0
GEEX	Gifted Education Extension	1
HHP	Health & Human Performance	36
LTCY	Literacy Education	34
MCX	Middle Childhood Extension	2
MSA	Sport Administration	68
ONLT	Literacy Education, On-line	69
ONPE	Physical Education, On-line	154
ONSA	Sports Administration, On-line	146
ONSB	School Building Leadership, On-	86
ONSD	School District Leadership, On-line	9
OSBD	School Building/District Leader,	14
PEM	Physical Education	14
PHED	Physical Education, Birth-12	40
READ	Reading Certificate	1
SAC	School/Agency Counseling	75
SBDL	School Building/District Leadership	5
SBL	School Building Leadership	48
SDL	School District Leadership	12
SPE	Special Education	0
SPE1	Special/Childhood Education,	25
SPE7	Special Education, Adolescent	4
SPEA	Special Education, Advanced	17
SPM1	Special Education, Childhood	8
SPM7	Special Education, Adolescent	11

ENROLLMENTS BY MAJOR Cont'd

*Includes double counting

WEHLE SCHOOL OF BUSINESS

Undergraduate Programs

Code	Major	Count
ACC1	Accounting	219
ACC2	Professional Accounting	11
AIS	Accounting Information Systems	29
ECO	Economics	40
ENT	Entrepreneurship	52
FIN	Finance	141
IBUS	International Business	52
MGT	Management	133
MIS	Information Systems	22
MKT	Marketing	161
UNBU	Undeclared Business	12
UND	Undecided	12

Graduate Programs

Code	Major	Count
BUN	Business, Non-matriculated	8
INTB	International Business	10
MBA	MBA, Part-Time Program	206
MBA	MBA, Accounting 150 Hour	18
MBA	MBA, One Year Program	27
MBA	MBA, Professional Accounting	44
MFA	Forensic Accounting	10
TEL	Telecommunications Management	

OFFICE OF PROFESSIONAL STUDIES

Undergraduate Programs

Code	Major	Count
PS1	CC2CC – NCCC Radiologic	2
PS5	CC2CC – GCC Respiratory Care	3
PS10	Telecomm Technician (Verizon)	1

Graduate Programs

Code	Major	Count
CSH	Community & School Health	19
NTC1	Applied Nutrition Cert. Track 1	1
NTR1	Applied Nutrition, Track 1	7
NTR2	Applied Nutrition, Track 2	4

OTHER INFORMATION

Undergraduate Programs

Code	Major	Count
AUDI	Auditing	26
CPD	Center for Prof. Dev.	
NDEG	Non-degree	92
	Double Majors	374
	Triple Majors	27
	Quadruple Majors	3

CREDIT HOURS BY DEPARTMENT AND SCHOOL

Department	Undergrad.	Graduate	Total	% of School	% of College
Animal Behavior	401	249	650	2.1%	1.2%
Biology	2758		2758	8.8%	4.9%
Chemistry	1331		1331	4.3%	2.4%
Classics	636		636	2.0%	1.1%
College Honors Program	258		258	0.8%	0.5%
Communication Studies	2440	150	2590	8.3%	4.6%
Computer Science	448		448	1.4%	0.8%
English	3034		3034	9.7%	5.4%
English as a Second Language	144		144	0.5%	0.3%
Fine Arts	1647		1647	5.3%	2.9%
First Year Seminar	390		390	1.3%	0.7%
History	2496		2496	8.0%	4.5%
Mathematics & Statistics	2140		2140	6.9%	3.8%
Military Science	275		275	0.9%	0.5%
Modern Languages	885		885	2.8%	1.6%
Philosophy	3171		3171	10.2%	5.7%
Physics	591		591	1.9%	1.1%
Political Science	1049		1049	3.4%	1.9%
Psychology	2259		2259	7.2%	4.0%
Religious Studies & Theology	2637		2637	8.5%	4.7%
Sociology/Anthropology & Criminal Justice	1774		1774	5.7%	3.2%
Undeclared	6		6	0.02%	>1/4%
Arts & Sciences	30770	399	31169	100.0%	55.6%


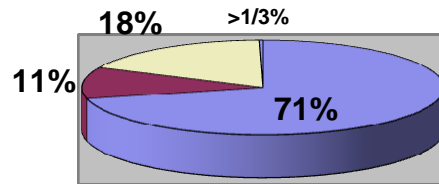
Department	Undergrad.	Graduate	Total	% of School	% of College
Adolescence Education	672	699	1371	9.9%	2.4%
Counseling & Human Services		1663	1663	12.0%	3.0%
Education	2017	1356	3373	24.4%	6.0%
Graduate Education & Leadership		2539	2539	18.3%	4.5%
Kinesiology	1712	1540	3252	23.5%	5.8%
Sport Administration	237	1415	1652	11.9%	2.9%
Education & Human Services	4638	9212	13850	100.0%	24.7%

Department	Undergrad.	Graduate	Total	% of School	% of College
Accounting	1480	663	2143	20.2%	3.8%
Economics & Finance	2845	655	3500	33.0%	6.2%
Graduate Business		30	30	0.3%	0.1%
Management	1893	987	2880	27.2%	3.0%
Marketing & Information Systems	1453	585	2038	19.3%	5.8%
Wehle School of Business	7671	2920	10591	100.0%	18.9%

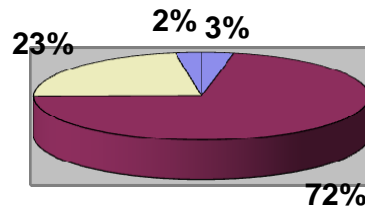
Department	Undergrad.	Graduate	Total	% of School	% of College
Office of Professional Studies		320	320	100.0%	0.6%

Department	Undergrad.	Graduate	Total	% of School	% of College
Unaffiliated	139	2	141	N/A	0.3%
CANISIUS COLLEGE	43218	12853	56017	100.0%	100.0%

Undergraduate Credit Hours



Graduate Credit Hours



Total Credit Hours

